

Mozy Online Storage offers Inexpensive Disaster Recovery for Home Users

Online backup provides a simple and economical way to protect your data from hazards like accidental deletion, hardware failure, or a catastrophic loss from fire or flood.

Simple Steps to Your Online Backup	2
Creating Custom Backups	3
Online Backup Performance	3
Disaster Recovery for Home Users	4
Upgrading to a New Computer	5
The Benefits of Online Data Protection	5



Mozy online backup service is a simple and economical way to protect your data from hazards like file corruption, accidental deletion, or hardware failure. Mozy backs up your files to our secure servers automatically so that you never have to worry about losing important data.

Online Backup Security

MozyHome gives you the ability to select your data's encryption method: a MozyHome key with 448-bit Blowfish encryption or your own private key with 256-bit AES encryption. Your files are encrypted on your computer using the key of your choice, and then transferred to the Mozy servers using 128-bit SSL encryption, the industry standard for safe and secure data transfer. Please note that if you select to use your own private key, it will be impossible for Mozy to decrypt your data, so you must be careful not to lose it.

Your encrypted data is stored in Mozy's data centers with 24/7/365 onsite monitoring and security, state-of-the-art fire detection and suppression systems, redundant power distribution units, and seismic safeguards that can withstand a 7.5 magnitude earthquake. In addition, we use a proprietary protection mechanism based on a complex encoding structure to ensure that your data is safe, even in the event of multiple hardware failures.

What Should I backup?

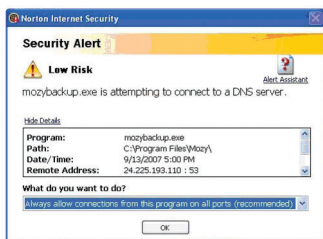
Iomega and Mozy recommend that you back up data that is difficult to replace such as photos, email, contact lists, financial records, and office documents. If you're not sure what you want to back up, Mozy offers you several backup sets in the Backup Sets tab of the application. You can tell Mozy to use the default backup sets, create custom backup sets, or select specific files or folders that you want to back up.

Simple Steps to Your Online Backup

Simply install the software on your computer, select the files you want to back up, and then never worry about data loss again. Once you set it up, MozyHome automatically backs up your data for you at regular intervals. Use the MozyHome Wizard to get started, and simply follow the instructions to complete the installation.

Note: If the installation activates your firewall software and asks whether you want to allow MozyHome to access the Internet, select the option that always allows MozyHome Internet access.

This is critical to allow the online backup software to run correctly.



After you complete the installation, the Configuration Wizard will begin. After logging into your account with a username (your email address) and password, you can set up your online backup.

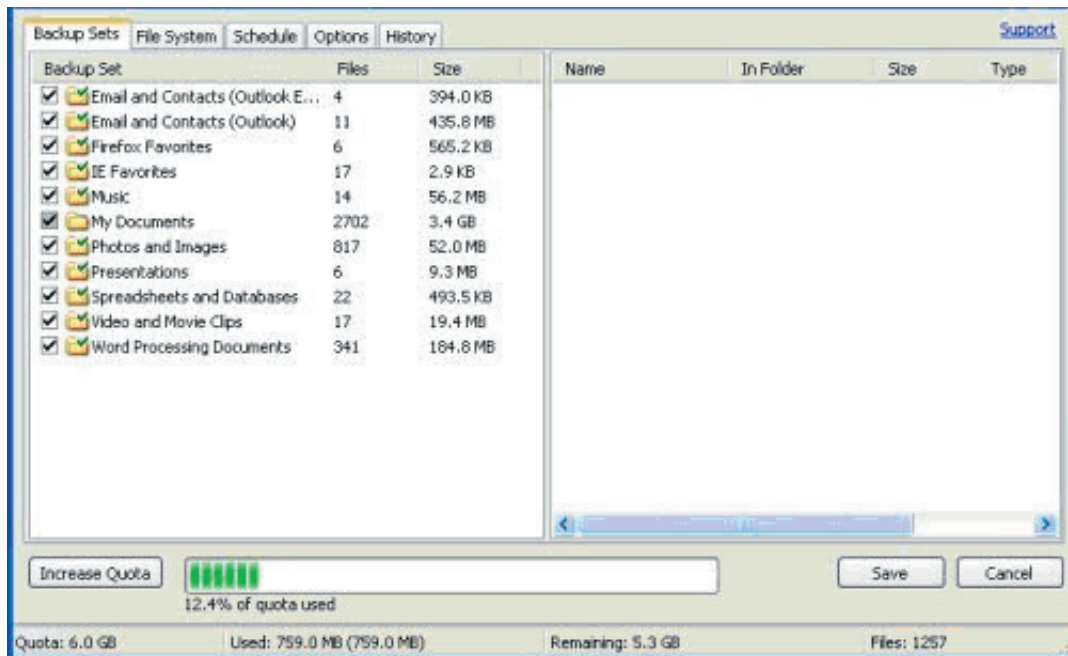
Mozy has preset backup sets to make it simple to set up recommended configuration. Each time a new file of a type you have selected for backup is saved to your computer, MozyHome automatically selects that file for all subsequent backups.

For example, if you want to back up all the Microsoft Word, OpenOffice.org, WordPerfect, Adobe Acrobat, and text files on your computer, select the check box next to the Word Processing Documents backup set. MozyHome then finds those types of documents and backs them up automatically. All subsequent files saved to your computer with the same



file extensions are automatically added to your backups.

From the Backup Sets tab, select the information you want to back up. Choosing what to backup is as simple as deselect the check box next to any files you don't need to add to your online backup.



If you exceed your space allotment, you can easily go to the MozyHome online site and purchase more backup space or just deselect files until you are within your quota.

Once you have finished configuring your backups, click Save. Your backup is set.

Creating Custom Backups

MozyHome allows you to create custom backup sets for your specific needs. You can customize your backup to protect exactly what you need. Simply use the Rules Wizard to create a custom backup set.

Online Backup Performance

For a typical system on a typical broadband line, and if you continue working on your computer during the backup, Mozy backs up data at the rate of about 2-4 GB per day. If left undisturbed on a fast connection, however, you can back up over 9 GB in a single day. You may experience faster or slower speeds depending on your connection.

During installation, Mozy runs a bandwidth test and lets you know about how much you can upload a day. But if you want to get an estimate of the transfer rate before you begin your initial backup, you may want to use a bandwidth meter to measure your broadband connection speed.

After your initial backup, subsequent backups are relatively quick. Chances are that you won't even notice them. This is possible because Mozy performs what are called differential backups, which means that it only backs up the portions of your files that have



changed since the last time they were backed up. This saves lots of time, bandwidth and storage space.

Disaster Recovery for Home Users

Backing up to a USB hard drive might help you if you accidentally delete or write over a file, or even if the hard drive fails in your computer. In the event of a more serious failure, online backup offers the perfect protection. If there is natural disaster like a flood, your computer equipment is stolen, or you experience a household catastrophe like a fire, another hard drive would be destroyed. With online backup, your most precious data is safe and secure no matter what happens to your computer.

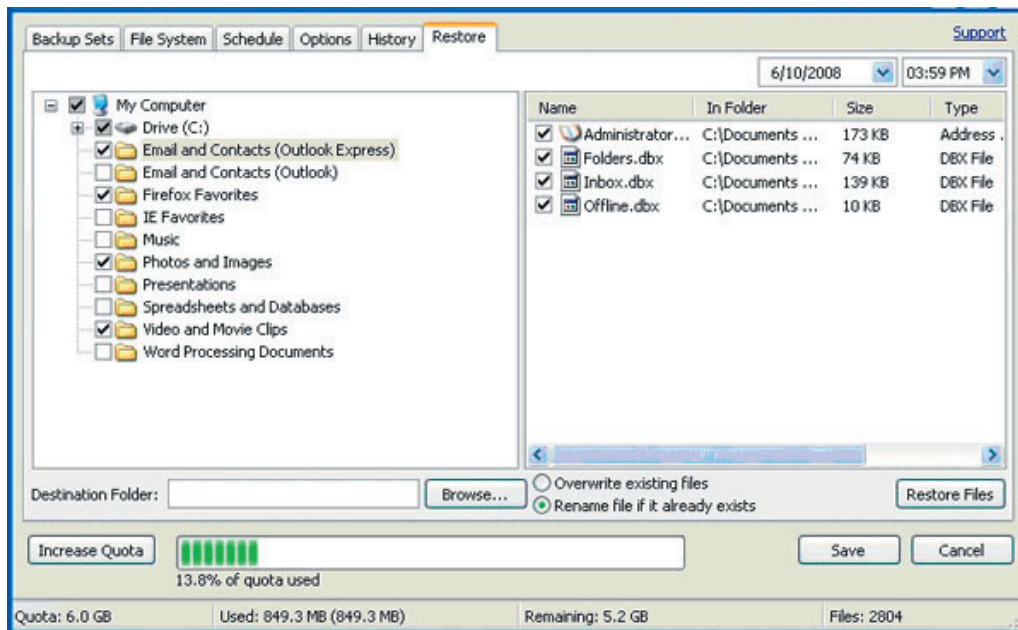
In the event of a catastrophic computer failure or loss, you will need to restore your files from Mozy's online site. There are four methods for performing a file restore:

Option Description

Option	Description
Restore Tab	Allows you to restore files from the Configuration window.
Virtual Drive	Allows you to restore files from a virtual drive using either the Explorer window or the My Computer window.
Right-click restore	Allows you to restore files from the file explorer window or My Computer window by right-clicking in the window and selecting the files to restore.
Web restore	Allows you to download or order DVDs of your files from the Mozy Web site.

Mozy restores your files to their original location on your hard drive.

Restoring files from your on-line backup is as easy as selecting the information you need and saving the files back to your computer.



If you are replacing a corrupted file you can either overwrite or rename the file when prompted by MozyHome. If you know the file is corrupted and would like to overwrite the file, click Overwrite. If you are unsure, click Rename and rename the file. Be sure to keep track of the new file you created.

Upgrading to a New Computer

Hopefully you will never experience a disaster, but you can also use online backup to migrate to a new computer. You can migrate your files from one computer to another, as well as transfer files from an old computer to a new computer.

After installing the latest version of MozyHome on the replacement computer, log in to Mozy using your email and password. MozyHome automatically recognizes that you are using a different computer and starts the Replace Machine wizard.

Note: If you have more than one computer associated with your account, they will all be available for selection in the wizard. You cannot replace an OS X (Mac) computer with a Windows computer (or the reverse), so Mozy will not work for cross-platform migrations.



The Benefits of Online Data Protection

In sum, online backup is a simple, affordable disaster recovery option for home users.

- Getting started is simple. Just sign up for an account, install the software, choose the files you want to back up, and let Mozy do the rest.
- Choose automatic backups when your computer is not in use or scheduled backups performed at a specified time each day or week.
- Set your own throttling – decide how much of your upload bandwidth Mozy uses to avoid interrupting other activities on the Internet.
- Mozy backs up all files, including Outlook email files.
- Only new or changed files are backed up, ensuring fast backups.
- Snapshots allow you to restore from your computer or access data from anywhere, via the web-based Admin Console.
- Your data is safe. During transport over the network you have 128-bit SSL encryption. Once it is on our servers, data is secured with 448-bit Blowfish on-disk encryption. You can even set your own encryption key.



Copyright © 2009 Iomega Corporation. All rights reserved. Iomega, ScreenPlay, and the stylized "i" logo are registered trademarks of Iomega Corporation in the United States and/or other countries. EMC and Retrospect are registered trademarks of EMC Corporation in the United States and/or other countries. Microsoft and Windows are either registered trademarks or trademarks of Microsoft Corporation in the United States and/or other countries. Apple, Macintosh, and Mac are either registered trademarks or trademarks of Apple Inc. in the United States and/or other countries. Certain other product names, brand names, and company names may be trademarks or designations of their respective owners. 031809a